

NH fuse switch-discon. size 2, 400 A, panel mounting (33 202)



Description

Article

Part No.: 33 202

QUADRON® Panel

NH fuse switch-discon. size 2, 400 A, panel mounting

connection screw M10

System

Mounting plate

Product group 09

Subgroup 09

pack size 1

EAN 4021267332020

Advantages of the product

Disconnectors are equipped with arc chambers.

The shock protection is split into 2 for safe connection of the conductors.

Self-closing inspection holes are available in the cover.

Catalog page 2015 : 6/19

eCl@ss 6.1 27142108

eCl@ss 7.1 27142108

ETIM 4.0 EC001040

ETIM 5.0 EC001040

Approvals

Standards

IEC 60947-1:2007 + A1:2010 + A2:2014

IEC 60947-3:2008 + A1:2012

Approvals

IEC (CB), Germanischer Lloyd, KEMA, CCC



Type number: LTS-2

CCC certificate: 2004010302117262

Product data

Electrical data

Rated current (IEC): 400 A

Rated voltage (IEC) AC: 690 V

Rated voltage (IEC) DC: 440 V

Utilisation category AC-23B (400V)
AC (IEC 60947-3) : AC-22B (690V)
AC-21B (690V)
AC-20B (1000V) at pollution degree 2

visible information required if used at more than 690V AC: do not switch under load

Utilisation category DC specifications: 2 current paths (L1,L3) in series
DC (IEC 60947-3) : DC-22B (440V)
DC-21B (440V)
DC-20B (1000V) at pollution degree 2

visible information required if used at more than 440V DC: do not switch under load

Power dissipation:

The power dissipation at a typical load of 80% of the rated current results to 14.1 W.
(The power dissipation for operation with rated current would be 22 W.)

rated isolation voltage U_i (AC): 800 V
Rated surge voltage U_{imp} : 6 kV
max. permitted voltage (IEC) AC: 800 V
max. permitted voltage (IEC) DC: 800 V

rated peak withstand current I_{pk} : 27.2 kA
cond. rated short-circuit current with fuses: 50 kA / 690V
approved with fuse links of characteristics: gG
rated short-time withstand current I_{CW} : 13,2kA / 1s

for fuse links IEC 60269-2-1 (I) / DIN VDE 0636-201 size 2 up to 34W power dissipation

Entsprechend den angegebenen AC- und DC- Schalteigenschaften und unter Berücksichtigung der Überlastbedingungen, sind gewisse Abstände zu geerdeten Metallteilen einzuhalten. Nähere Informationen auf Anfrage.

Bei Verwendung als Trennschalter ist die Einhaltung der Abstände nicht erforderlich.

Degree of protection IP30 at front, degree of protection near terminal depends on installation

Mechanical data

W x H x D: 210 x 288 x 128

Weight: 362 kg/100

Poles: 3-pole

front degree of protection: IP30

Terminal points

screw M10 :

Md 30 - 35 Nm

Accessories:

Clamp connection: Cu 120-240mm² s(r), f+AE; la. Cu 21x1-14; 6-8Nm torque

single wedge clamp terminal: Cu, Al* 50-150/120-240mm² s(r), s(s), f, f+AE; 6-8Nm torque

double wedge clamp terminal: Cu 2x 70-120mm² s(r), s(s), f+AE; 6-8Nm torque

*Connections are not maintenance-free if aluminium conductors are used.

Material properties

Main body: temperature stability 125°C,
self-extinguishing in acc. to UL 94,
creepage resistance CTI 200,
halogen-free

Shock protection cover: temperature stability 125°C,
self-extinguishing in acc. to UL 94,
creepage resistance CTI 200


Handle: temperature stability 125°C,
self-extinguishing in acc. to UL 94,
creepage resistance CTI 200,
halogen-free

Contacts: spring-loaded copper contacts, silver plated

Version

Variant with electronic fuse monitoring: 33 331 Variant with electromechanical fuse monitoring: 33 150

Accessories




33 143

cover for cable lugs
for NH fuse switch disconnecter size 2




33 146

prism terminal, double
2x 70 - 120 mm²
size 2




33 153

Trim frame
248 x 330
size 2




33 155

barrier for handle
for fuse switch-disconnector size 1-3




33 156

pilot switch for lid position
pilot switch: 250V AC / 5A; 30V DC / 4A
Size 000, 00, 2, 3



33 157

lid interlock
for sealing wire and padlocks
Size 1 - 3

**33 158**

rapid mounting set

rails centre distance 125 mm or 150 mm


size 1 - 2

**33 164**


clamp-type connection

120-240 mm²

size 2

**33 167**

prism terminal for fuse switch-disconnector

50-150/120-240 mm², Cu and Al**33 418**

connection shroud

for NH fuse switch-disconnector size 2

**33 271**

extension for 2 cable lugs

size 1 - 2